



**EICHER TRUCKS AND BUSES**



**MAXIMUM PERFORMANCE, MAXIMUM COMFORT**

**EICHER 20.15 M/N  
BUS CHASSIS**

## Features



Fuel efficient engine



Heavy duty aggregates for more life



Ergonomically designed driver area for more comfort



Variable Rate & Constant Rate Suspension for better ride comfort for the desired application



High speed, pickup and acceleration



## Eicher Advantages

High Speed and Acceleration -  
Faster turnaround time

Separate Drivelines -  
For Inter City and Intra City Applications

Heavy Duty Aggregates -  
High Durability & Reliability

Long Leaf Span -  
Smooth and Comfortable ride

High Capacity Battery & Alternator -  
Supports Heavy Electrical Load

## Technical Specifications

MODEL	20.15M LP	20.15M LPO	20.15 N LPO	CLUTCH	Single plate dry friction type with Clutch Booster (Diameter - 330mm)
Wheelbase (mm)	5340	5340	5840	TRANSMISSION	ET60SS 5 Speed synchromesh
Overall Length (mm)*	9875	10325	11025		
Front Overhang (mm)*	1335	1785	1785		
Rear Overhang (mm)*	3200	3200	3400	CHASSIS	All steel ladder type riveted / bolted combination type construction 230 x 76 x 6 mm
Front Track	1906	1906	1906		
Rear Track	1818	1818	1818		
Frame Width	900	900	900	BRAKES	Dual circuit full air "S" cam brake
GVW (Kgs)	14600	900	900		
ENGINE	BSIII			TYRE	10.00x20-16PR
Engine Type	E 683 TCI				
Displacement	4948				
Power	147 HP (108 Kw) @ 2800 rpm				
Torque	460 Nm (46 Kg-m) @ 1440 rpm				

## Suggested Seat Layouts

### SUSPENSION

Type Variable Rate/Constant Rate  
 Shock absorber Double Acting Telescopic - Hydraulic  
 Leaf spring span Front - 1600 mm  
 Rear - 1635 mm

No. of leaf spring

Variable Rate - Fr-10, Rr-15  
 Constant Rate - Fr-7, Rr-10

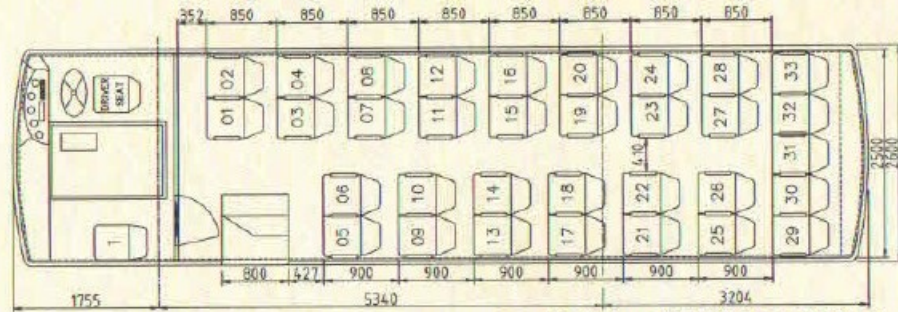
### STEERING

Type Power  
 Column Fixed

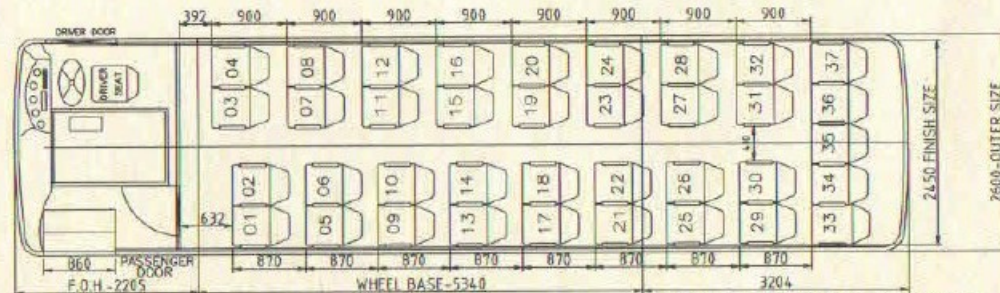
### ELECTRICAL SYSTEM

System Voltage 24V  
 Battery 150 Ah (2 nos.)  
 Alternator 55 Amp

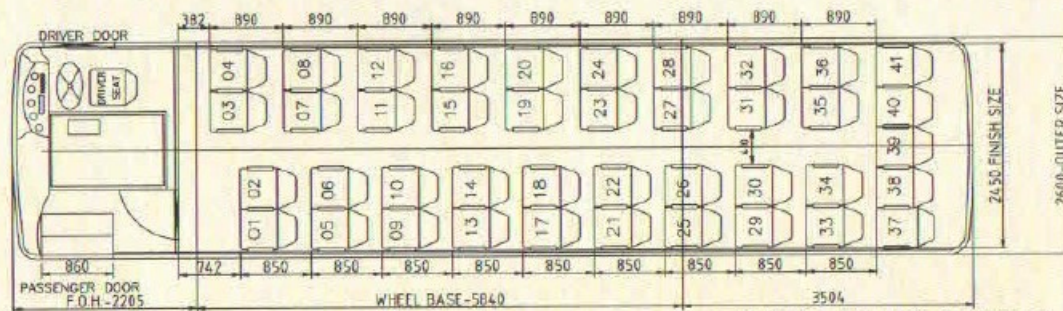
FUEL TANK CAPACITY 250 Ltrs.



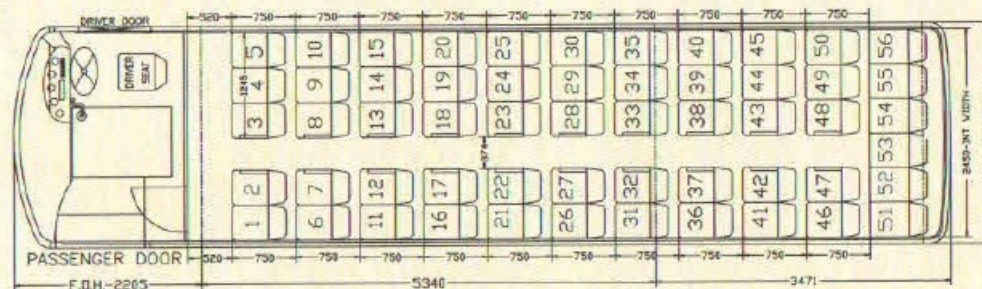
Seating Layout (33+1 with Sappiro-DLX Seats)



Seating Layout (37 with Sappiro-DLX Seats)



Seating Layout (41 with Sappiro-DLX Seats)



F.O.H - 2265

WHEEL BASE - 5340

3471